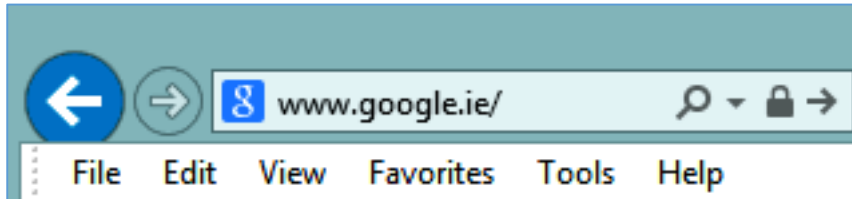


Browsing Basics

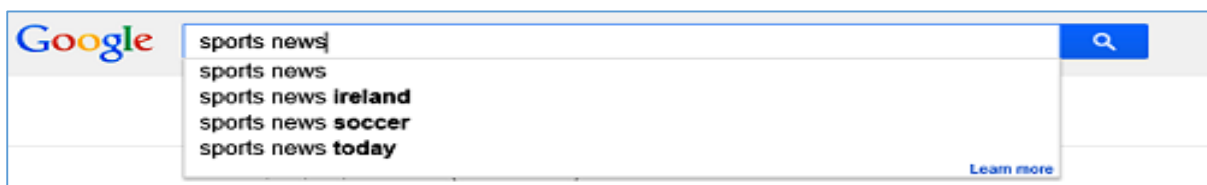
1) Type web address and then press Enter.



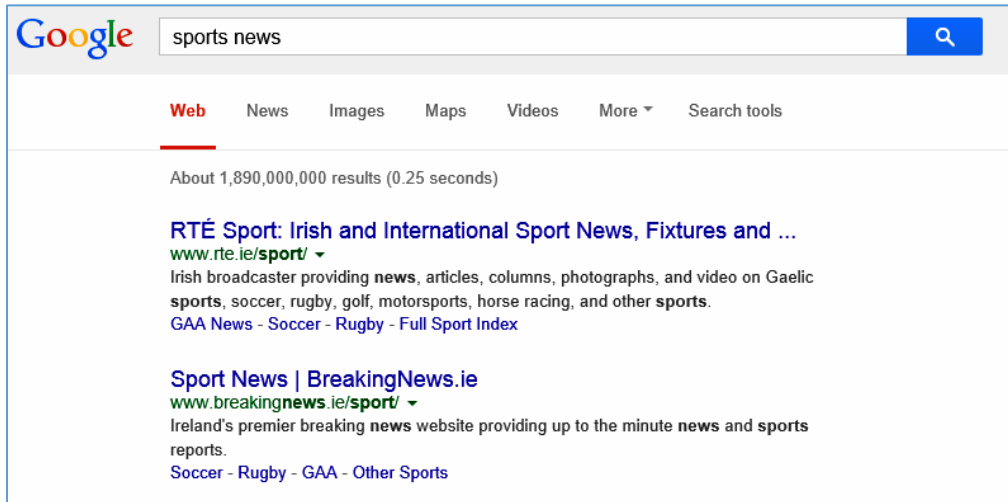
2) By typing the above address known as URL you will be directed to Google Ireland search engine, although you can type direct web name eg. www.skype.com without using Google.



3) By typing in below field you will see suggested google searches.



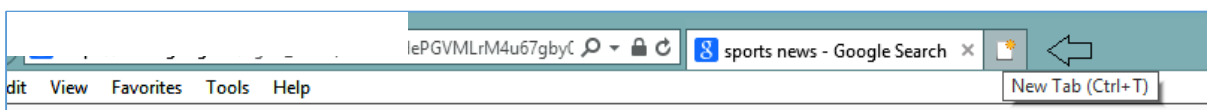
4) When you press enter you will be directed to all searches that google have found in relation what you have searched.



5) Web - Refers to websites searches, news refers to news searches e.g. Sport news, and images refer to sport image searches.



6) Below image indicates new tab function which means that you can add extra pages without leaving current webpage.



7) Return to your previous page button.



8) **Home** button allows you to return to your home page , **Star** button allows you to add your favourite webpage to your favourites , **Setting** button allows to zoom , view downloads, print etc.



9) _ Function hides browser and its webpages, **two squares** minimizes and maximises browsers, **x** exits the browser.

